



ISELCO II, *EASY* **ONLINE** **PAYMENT** **DITO!**


Paano bayaran ang iyong ISELCO II Bill Online?



STEP 1

Go to <https://iselco2.com.ph/>, then press **‘Click here to proceed’** on the left side of the screen to continue with your payment.

Pumunta sa <https://iselco2.com.ph/> at pindutin ang **“Click here to proceed”** sa kaliwang bahagi ng screen upang ipagpatuloy ang transaksyon.





STEP 2

Enter your **Account Number** and **Mobile Number**. To receive payment confirmation via email, you can provide your email address. Check the box if you agree to the Terms & User Agreement.

Ilagay ang iyong **Account Number** at **Mobile Number**. Para makatanggap ng payment confirmation sa iyong email, maaaring ilagay ang iyong email address. Pagkatapos, i-tsek ang box kung kayo ay sumasang-ayon sa Terms & User Agreement.

ISELCO II Online Web Payment

* Account Number

* Mobile Number

E-mail (Optional: For a copy of the receipt)

☐ I agree to these [Terms & User Agreement](#).

Proceed

How to Pay



STEP 3

A pop-up note will appear on your screen. If you're done paying over the counter, you can click the '**Back to payment form**' button. Otherwise, click '**Continue**'.

Kung nakapagbayad na sa ISELCO II branch, maaari nang pindutin ang "**Back to payment form**". Kung hindi pa, pindutin ang "**Continue**".





STEP 4

Review if your details (Billing Period and Fees) are the same as those on your billing statement then click '**Pay**'.

Suriin kung tama ang mga detalyeng nailagay (Billing Period at Fees) at kung pareho ito sa iyong Billing Statement. Pindutin ang "**Pay**".

ISABELA II ELECTRIC COOPERATIVE
Maharlika Highway, Alibagu, City of Ilagan, Isabela, Philippines, 3300

ISELCO II Online Web Payment

ACCOUNT NAME
C*****M*****J.

ACCOUNT NUMBER
2222220108

BILLING PERIOD
Aug 2024

Fees	P 94.52
Convenience Fee	P 1.70
TOTAL	P 96.22

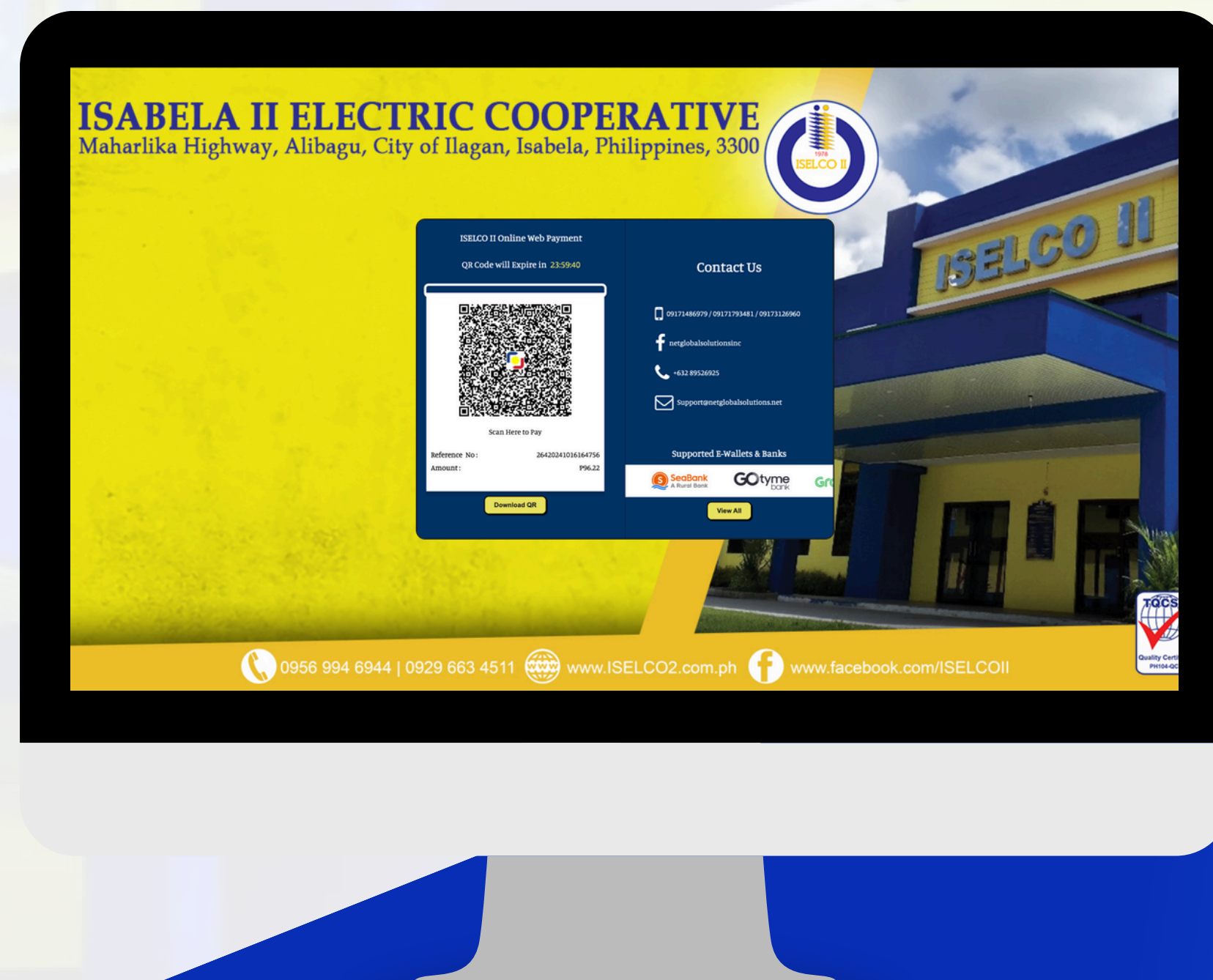
Pay



STEP 5

Scan or Download the QR Code and upload it on your online bank/e-wallet to pay.

I-scan o i-download ang QR code upang makapagbayad at i-upload ito sa iyong online banking/e-wallet application.

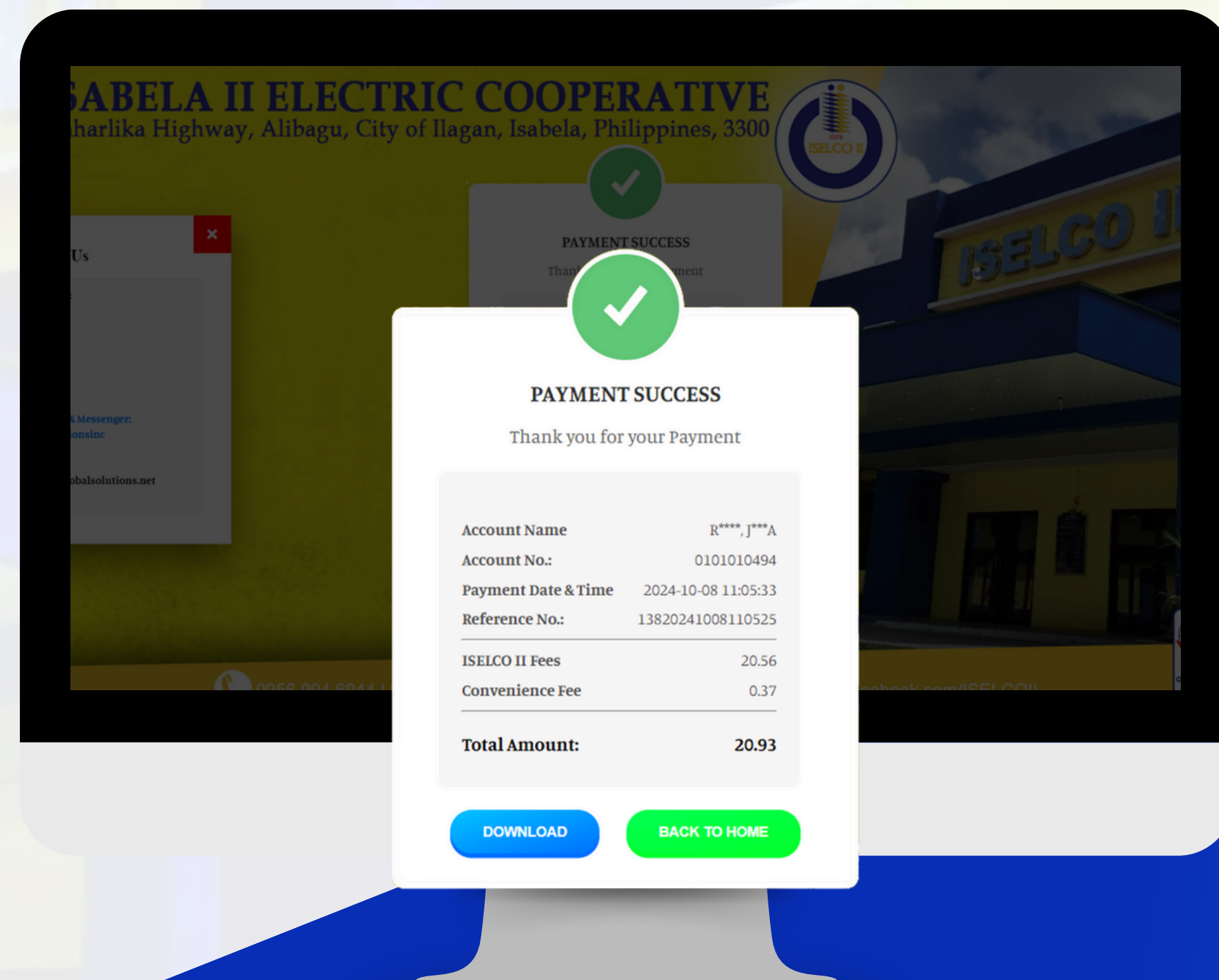




STEP 6

After successful payment, your **payment confirmation** will be shown. You can **download the receipt or take a screenshot**. You may also receive a copy of your payment via email if you entered your email address on Step 2.

Pagkatapos magbayad, makikita ang **payment confirmation**. Pwede itong **i-download**, **i-screenshot**, o matanggap sa email kung nailagay ang email address sa pangalawang hakbang.





support@netglobalsolutions.net



**0917-148-6979
0917-179-3481
0917-312-6960**



**[https://www.facebook.com/
netglobalsolutionsinc](https://www.facebook.com/netglobalsolutionsinc)**



+632 82877374